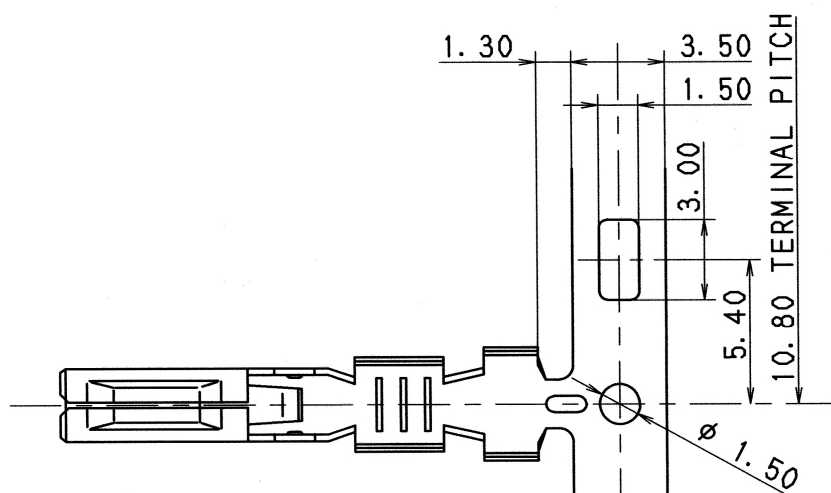


1

2

3

| PART NO. AND CH. CODE | W ₁ | W ₂ | R ₁ | R ₂ | WIRE SIZE |
|-----------------------|----------------|----------------|----------------|----------------|--|
| 7116-1486-02 | 2.60 | 4.20 | R 0.50 | R 1.10 | △ CAVS 0.3~AVX 0.85 EQUIVALENT |
| 7116-1487-02 | 3.20 | 4.30 | R 0.80 | R 1.20 | △ CAVS 1.25~AVSS 2 EQUIVALENT |
| △ 7116-4424-02. ▢ | 3.40 | 4.30 | R 0.80 | R 1.20 | △ CAVUS 1.25~AVSS 2 EQUIVALENT R2G3 1.0~1.5 |

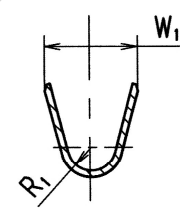
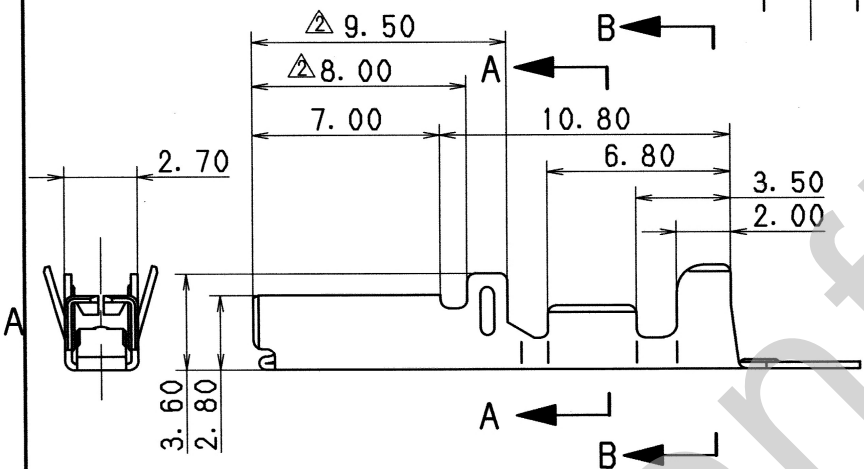


NOTE

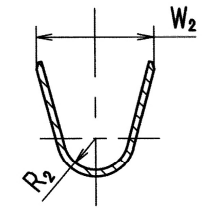
1. MATING MALE TERMINAL PART NO. :
7114-1470 , 7114-1475

注記

1. 嵌合オス端子品番 : 7114-1470 , 7114-1475



SEC. A-A



SEC. B-B

| |
|------------|
| ISSUE MARK |
|------------|

| | | | | | | |
|-------------------|---------------------------------------|---------------------|--------|--------------------|--------------------|--------------------|
| △ 04.10.15 | CHANGED WIRE SIZE, ETC. | C04-ZA26 | K. S | CUSTOMER | MATL. COPPER ALLOY | TREAT. TIN PLATING |
| △ 04.01.13 | ADDED PART NO. & CHANGED WIRE SIZE. ▢ | C03-X782 | E. S | CUSTOMER PART NO. | SPEC. t=0.25 | & FIN. |
| 92.09.15 | NEW | C92-L461 | K. O | OFFICE | NAME | 070 TYPE TERMINAL |
| LET | DATE | REVISION RECORD NO. | CHKD | VENDOR | | FEMALE |
| GENERAL TOLERANCE | | | | VENDOR NO. | | |
| | 10MAX | 50MAX | 100MAX | 250MAX | 250QVR | ANGLE |
| A | ±0.15 | ±0.2 | ±0.3 | ±0.5 | ±0.75 | ±30' |
| B | ±0.2 | ±0.3 | ±0.55 | ±0.95 | ±1.4 | ±30' |
| © | ±0.3 | ±0.5 | ±0.8 | ±1.4 | ±2 | ±30' |
| SPECIFIED | | | | MASS | | |
| | | | | g | | |
| | | | | 04.10.12 | 04.10.15 | 04.10.15 |
| | | | | 91.12.12 | 04.10.15 | |
| | | | | K. OHTAKA | E. PANTONI | |
| | | | | 杉山(典) | 濱井 | 舞入 |
| | | | | YAZAKI CORPORATION | | |

1

2

3



3043 60